

# Yuen Long Po Kok Primary School Assignment Guideline





學校資訊

課程概覽

學生園地

家長園地

校友資訊

入學申請



Click this button to enter school intranet

從正念出發 邁向國際教育

The Journey to International Education

### 最新活動

祝賀本年度小六同學升讀以下中學：

1. 趙聿修紀念中學
2. 新界鄉議局元朗區中學
3. 崇德英文書院
4. 元朗商會中學
5. 東華三院盧幹庭紀念中學
6. 聖公會白約翰會督中學
7. 香港管理專業協會羅桂祥中學
8. 天水圍官立中學

85% 獲派首志願

2021-07-06

祝賀本屆小六學生升讀理想中學

近三年小六學生主要獲派中學

1. 崇德英文書院
2. 趙聿修紀念中學
3. 新界鄉議局元朗區中學
4. 元朗商會中學
5. 中華基督教會基元中學
6. 元朗公立中學
7. 香港管理專業協會羅桂祥中學
8. 東華三院盧幹庭紀念中學
9. 聖公會白約翰會督中學
10. 基督教香港信義會元朗信義中學
11. 香港九龍塘基督教中華宣道會陳瑞芝紀念中學
12. 妙法寺劉金龍中學
13. 天水圍官立中學

2021-07-06

近三年小六學生主要獲派中學

元朗寶賢小學  
YUEN LONG PO KOK PRIMARY SCHOOL

學校資訊  
課程概覽  
學生園地  
家長園地  
校友資訊  
入學申請

從正念出發 邁向國際教育  
The Journey to International Education

最新活動

2021-10-29  
English Week

祝賀本年度小六同學升讀以下中學：  
1. 趙聿修紀念中學

Click this button to enter school intranet

元朗寶賢小學  
YUEN LONG PO KOK PRIMARY SCHOOL

學校資訊  
課程概覽  
學生園地  
家長園地  
校友資訊  
入學申請

從正念出發 邁向國際教育  
The Journey to International Education

最新活動

2021-10-29  
English Week

祝賀本年度小六同學升讀以下中學：  
1. 趙聿修紀念中學

祝賀本年度小六同學升讀以下中學：  
1. 趙聿修紀念中學

**eClass**  
**JUNIOR**



登入名稱   
密碼   
 忘記密碼  登入



**Type Student id and Password  
(See information at school handbook)**



元朗寶覺小學

學生

校園地帶 學習中心 德育地帶

2020年02月13 星期四

歡迎! pokokstudent

2月

日	一	二	三	四	五	六
						1
2	3	4	5	6	7	8
9	10	11	12	13	14	15
16	17	18	19	20	21	22
23	24	25	26	27	28	29

2020年02月

學校事項 教學事項  
假期 小組事項

今日事件

今天沒有任何事件。

校園最新消息

暫時仍未有任何紀錄

班主任宣佈

暫時仍未有任何紀錄

資訊熱點

校園電郵 電子通告 問卷

今日課室日誌

2020-02-13

Blurred content area for the diary.

Click "eng" to change language





元朗寶榮小學

Student



2020-02-13 Thursday

### February

S	M	T	W	T	F	S
						1
2	3	4	5	6	7	8
9	10	11	12	13	14	15
16	17	18	19	20	21	22
23	24	25	26	27	28	29

February, 2020

School Academic  
Holidays Group

#### Event Today

No event record today.

Welcome! pokokstudent

#### Latest Campus News

There is no record at the moment.

#### Class Teacher Announcement

There is no record at the moment.

#### Hot Information

Hot Information

- Mail
- Notice
- Survey
- Rolling
- Class Diary today

2020-02-13

Click and enter classroom zone

A photograph of a school building with a prominent tower and a banner. The tower has a red roof and a small window. The banner on the building reads "從正念出發 邁向國際教育" and "The Journey to International Education". The text "元朗" is visible on the building's facade. The sky is blue and there are green leaves in the foreground.

**How do you watch  
the teaching video?**



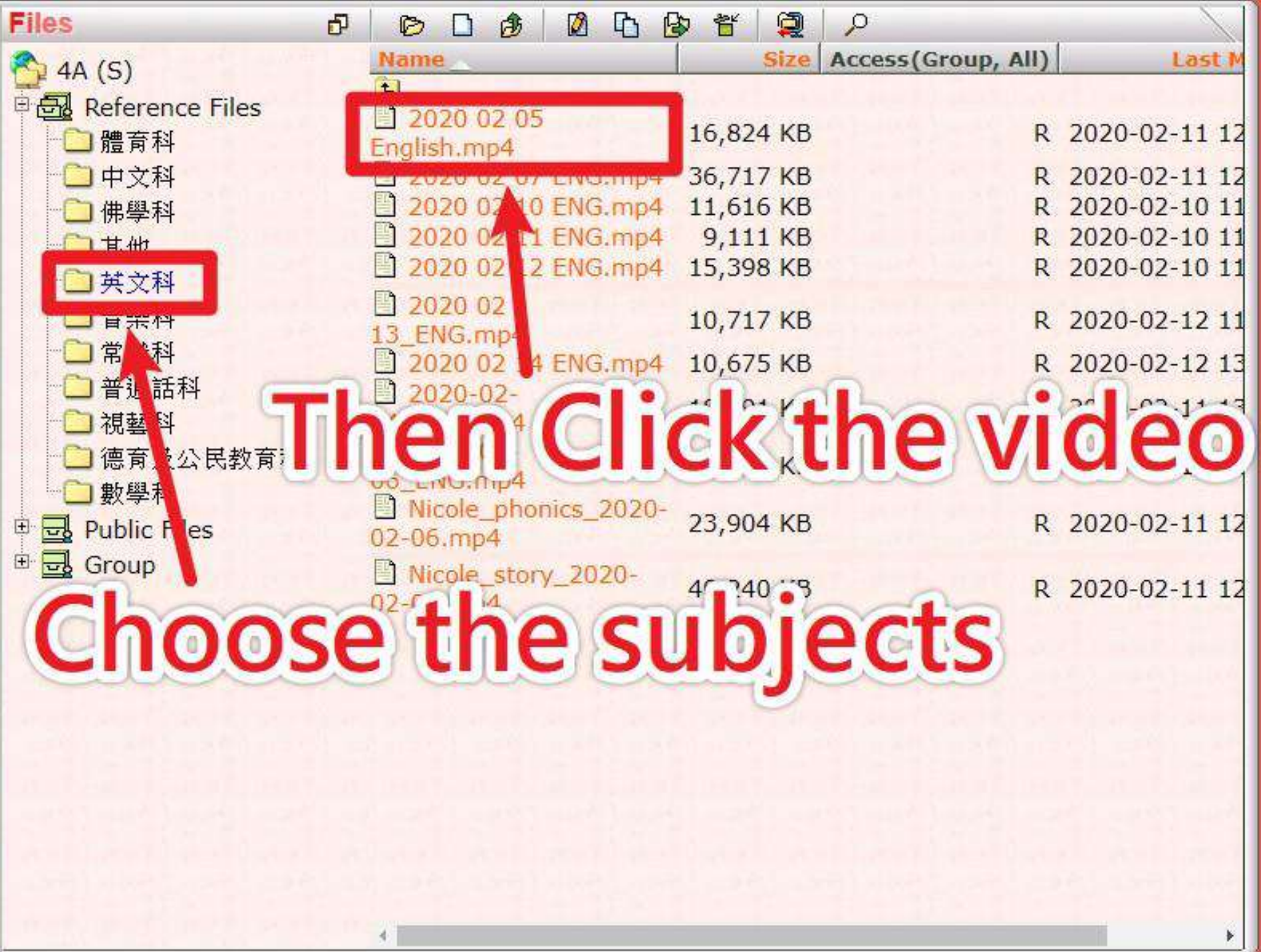
Click on "Shared Files"

Files

- 4A (C)
- Reference Files
- Public Files
- Group

**Click on Reference Files**







If the file is failed to show above, you can click to [Download or Play without browser](#).

Click to fullscreen

Watch the video carefully



# Types of holiday assessment

Today is Feb 13, 2020

January, 2020						
S	M	T	W	T	F	S
			1	2	3	4
5	6	7	8	9	10	11
12	13	14	15	16	17	18
19	20	21	22	23	24	25
26	27	28	29	30	31	



January 31, 2020

中文科	★	--
英文科	★	e-class 討論欄
	★	Writing Booklet 1 P.3
	★	網上補充練習
數學科	★	--
常識科	★	--
普通話	★	--
音樂科	★	--
體育科	★	--
佛學科	★	--
德育及公民教育科	★	--

Different types of Homework

A photograph of a school building with a prominent red-tiled tower. A banner in the background reads "從正念出發 The Journey to 邁向國際教育". The text "Types of Homework" and "Online exercise" is overlaid on the image in a large, white, bold font with a red outline.

# Types of Homework

## Online exercise



Click on "Handbook"



元朗寶豐小學

Student



2020-02-13 Thursday

Classroom Area > Handbook

Today is Feb 13, 2020

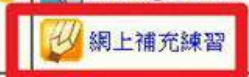
January, 2020						
S	M	T	W	T	F	S
			1	2	3	4
5	6	7	8	9	10	11
12	13	14	15	16	17	18
19	20	21	22	23	24	25
26	27	28	29	30	31	



Online Assignment Book Report Other Homework Reminder

January 31, 2020

中文科	★	--
	✋	e-class 討論欄
英文科	★	✍ Writing Booklet 1 P.3
	✋	網上補充練習
數學科	★	--
常識科	★	--
普通話科	★	--
音樂科	★	--
體育科	★	--
佛學科	★	--
德育及公民教育科	★	--



Click on the exercise



## 網上補充練習

Instruction: [http://eclass.ylpokok.edu.hk:8080/junior20/src/assessment/practice/index\\_subject\\_id=5&scheme\\_id\\_set=4](http://eclass.ylpokok.edu.hk:8080/junior20/src/assessment/practice/index_subject_id=5&scheme_id_set=4)

Attachment: --

Workload: Less than 0.5 hour(s)

Start Date: Jan 31, 2020 12:00 AM

Deadline: Jan 31, 2020 11:55 PM


**Click on the hyperlink**

Back





## 英文科 >>> Exercise

Corrections to be done: 0 

The exercise(s) below is/are for your practice. You may try the same exercise more than once.

New ▾

Search

Exam 1 - 4, Total 4

← Prev

1 ▾

Next →

Display

12 ▾

/Page

### Places in Hong Kong

Duration: No Timer  
Start Time: -  
End Time: -

### Questions in different forms of the verbs

Duration: No Timer  
Start Time: -  
End Time: -

### Tense

Duration: No Timer  
Start Time: -  
End Time: -

# Choose the exercise

Duration: No Timer  
Start Time: -  
End Time: -



## Tense

Choose the correct answers.

Duration: No Timer

Start Date: -

End Date: -

Question 1. My brother \_\_\_\_\_ (have) a party next month. (20 marks)

- A. will have
- B. have
- C. has
- D. had

Question 2. Susan and I \_\_\_\_\_ (bring) some bottles of water now. (20 marks)

- A. bring
- B. are bringing
- C. are bringing
- D. will bring

**Finish the exercise**

D. watch

Question 4. John \_\_\_\_\_ (play) football yesterday. (20 marks)

A. will play

B. play

C. plays

D. played

**After finish the exercise  
click the submit button**

5.

(20 marks)

A. go

B. goes

C. will go

D. went

Submit

Save

Reset

Cancel

A photograph of a school building with a prominent tower and a banner in the background. The tower has a red roof and a small window. The banner in the background has Chinese characters and the English text 'Journey to International Education'. The text 'Types of Homework' and 'Online homework' is overlaid on the image in a large, white, bold font with a red outline.

# Types of Homework

## Online homework

The screenshot shows a virtual classroom environment. At the top, there is a navigation bar with icons for 'Student', 'Campus Zone', 'Learning Centre', and 'Classroom Area'. Below this, the school name '元朗寶靈小學' and the date '2020-02-13 Thursday' are displayed. The main area is a classroom with a teacher's desk and a blackboard. The blackboard displays '4A' and 'Teacher CHAN HO LEUNG (Class Teacher)'. Various interactive buttons are overlaid on the scene: 'Classroom Area', 'Timetable', 'Shared Files', 'Shared Links', 'Handbook', 'Project', 'Study', 'Bulletin', 'Class Directory', 'Exercise & Test', 'Learning Profiles', and 'Photo Album'. A red box highlights the 'Handbook' button, with a red arrow pointing to it. The background features a desk with a book, a calendar, and other classroom items. Two cartoon children are visible in the scene.

Click on "Handbook"

Today is Feb 13, 2020

January, 2020						
S	M	T	W	T	F	S
			1	2	3	4
5	6	7	8	9	10	11
12	13	14	15	16	17	18
19	20	21	22	23	24	25
26	27	28	29	30	31	



January 31, 2020

中文科	✪	--
	✎	e-class 討論欄
英文科	🖱	Writing Booklet 1 P.3
	✎	網上補充練習
數學科	✪	
常識科	✪	
普通科	✪	
音樂科	✪	--
體育科	✪	--
佛學科	✪	--
德育及公民教育科	✪	--

Click on "Mouse" logo

 **Writing Booklet 1 P.3**

Instruction:	Write the answers on a piece of paper. Then take a photo and submit it.
Attachment:	<a href="#">Eng_Writing Booklet 1_P4.pdf (1,156 KB)</a>
Method:	File Upload
Model Answer:	--
Workload:	Less than 0.5 hour(s)
Start Date:	Jan 31, 2020 12:00 AM
Deadline:	Feb 04, 2020 11:55 PM

Follow the steps below to submit your work!

- Steps:
1. Locate the file you want to upload by clicking **Browse**.
  2. Click **Open** once you selected the file. Windows

**Students need to download the attachment file**

選擇檔案 未選擇任何檔案

**Pre-task: Vocabulary Preview**

Match the things we can do with the correct famous spots. Write the numbers in the boxes.

Things we can do	Famous spots
1. take photos with cartoon characters	Hong Kong Wetland Park
2. watch the dolphin show	the Big Buddha
3. go shopping	Hong Kong Disneyland
4. watch the handprints of famous movie stars	The Peak
5. watch the flag raising ceremony	Ocean Park
6. watch the birds and Crocodile	3 Tsim Sha Tsui
7. watch the handprints of famous movie stars	Sai Kung

Students can print out the worksheet or answer on a piece of paper. Then take a photo.





### Writing Booklet 1 P.3

Instruction:	Write the answers on a piece of paper. Then take a photo and submit it.
Attachment:	<a href="#">Eng_Writing Booklet 1_P4.pdf</a> (1,156 KB)
Method:	File Upload
Workload:	Less than 1 hour
Start:	19 Feb 2020 11:55 PM
Deadline:	Feb 04, 2020 11:55 PM

**Upload the photo  
to submit the homework**

Follow the steps below to submit your work!

Steps:

1. Locate the file you want to upload by clicking **Browse**.
2. Click **Open** once you selected the file in Windows.
3. Click **Upload** to finish.

未選擇任何檔案

Submit

Save

Back

快速存取

桌面

下載

文件

圖片

\_GG

\_ToolBox

Exports

OneDrive

本機

3D 物件


下載

文件

音樂

桌面

圖片



2020-02-12\_12-21-16.JPG

Choose the photo file and click open

檔案名稱(N): 2020-02-12\_12-21-16.JPG

所有檔案 (\*.\*)

開啟(O)

取消



### Writing Booklet 1 P.3

Instruction:	Write the answers on a piece of paper. Then take a photo and submit it.
Attachment:	<a href="#">Eng_Writing Booklet 1_P4.pdf</a> (1,156 KB)
Method:	File Upload
Model Answer:	--
Workload:	Less than 0.5 hour(s)
Start Date:	Jan 31, 2020 12:00 AM
Deadline:	Feb 04, 2020 11:55 PM

**Click and submit homework**

Steps:

1. Locate the file you want to upload by clicking **Browse**.
2. Click **Open** once you selected the file in Windows.
3. Click **Upload** to finish.

選擇檔案 2020-02-12\_12-21-16.JPG



**Submit** Save Back

A photograph of a school building with a prominent red-tiled tower. In the background, a banner reads "從正念出發 邁向國際" and "The Journey to International". The text "元朗寶" is visible on a building to the left. The sky is clear blue, and there are green leaves in the top left corner.

# Types of Homework Discussion Board

The screenshot shows a virtual classroom environment. At the top, there is a navigation bar with icons for 'Student', 'Campus Zone', 'Learning Centre', and 'Classroom Area'. Below this, the school name '元朗寶靈小學' and the date '2020-02-13 Thursday' are displayed. The main area is a classroom with a teacher's desk and a blackboard. The blackboard displays '4A' and 'Teacher CHAN HO LEUNG (Class Teacher)'. Various interactive buttons are overlaid on the scene: 'Classroom Area', 'Timetable', 'Shared Files', 'Shared Links', 'Handbook', 'Project', 'Study', 'Bulletin', 'Class Directory', 'Exercise & Test', 'Learning Profiles', and 'Photo Album'. A red box highlights the 'Handbook' button, with a red arrow pointing to it. The background features a desk with a book, a calendar, and other classroom items. Two cartoon children are visible in the scene.

Click on "Handbook"



元朗寶覺小學

Student



2020-02-14 Friday

Classroom Area > Handbook

Today is Feb 14, 2020

January, 2020						
S	M	T	W	T	F	S
			1	2	3	4
5	6	7	8	9	10	11
12	13	14	15	16	17	18
19	20	21	22	23	24	25
26	27	28	29	30	31	



- Online Assignment
- Other Homework
- Book Report
- Reminder

January 31, 2020

中文科	★	--
	✋	e-class 討論欄
英文科	★	Writing Booklet 1 P.3
	✋	網上補充練習
數學科	★	--
常識科	★	--
科	★	--
育科	★	--
佛學科	★	--
德育及公民教育科	★	--

Click on "e-class bulletin"  
(Discussion Board)



## e-class 討論欄

Instruction:	<a href="http://eclass.ylpokok.edu.hk:8080/home/eclass/tools/bulletin/forum/index.php">eclass.ylpokok.edu.hk:8080/home/eclass/tools/bulletin/forum/index.php</a>
Attachment:	--
Workload:	Less than 0.5 hour(s)
Start Date:	Jan 31, 2020 12:00 AM
Deadline:	Jan 31, 2020 11:55 PM

[Back](#)

**Click on the hyper-link**



All Forums



2 2 2020 Write the past tense of the  
Please reply the answers here. (Lai  
Lik Hana)31/01

Write the past tense of the following verbs.  
1. go 2. play 3. bring 4. interview 5. sweep

You can choose a topic to respond to by clicking on the subject at the left panel. You may create a new topic for discussion by pressing New. To switch to another forum, choose the forum in the selection box.

Read the instruction

Click and answer here






# Find the blank area and type the answer

New mark Show  
All Read All New

All Forums 

3-2-2020\_ Write the past form of  
Please reply the answers here.  
(Lai Lik Hang) 31/01 New



Reply

Subject: RE: Please reply the answers here.

Font  Size

Reply to author

# Submit

Include Quote

Submit

Draft

Reset

Cancel

A photograph of a school building with a prominent red-tiled tower. The building is light-colored with multiple windows and balconies. A sign on the building reads '元朗寶覺' (Yuen Long Po Kwok). The sky is clear blue, and there are green leaves in the foreground.

**Students please complete assignments  
and study hard every day**